



SIMPLY WOODCARE

by *Haymes*

INTERIOR / EXTERIOR ENVIRONMENTS



INNOVATIVE TIMBER FINISHES



CONTENTS

EXTERIOR PROJECT GUIDE	4
SIMPLE STEPS TO A PERFECT EXTERIOR FINISH	5
EXTERIOR TIMBER FINISHES	6 – 9
INTERIOR PROJECT GUIDE	12
SIMPLE STEPS TO A STUNNING INTERIOR FINISH	13
INTERIOR FLOOR FINISHES	14 – 15
INTERIOR CLEAR FINISHES	16 – 17
PREPARATION	18
COLOUR RANGE AND STAIN GUIDE	19 – 20



INTRODUCTION

Simply Woodcare by Haymes is a comprehensive range of innovative timber finishes that combines the very latest technology and formulations to not only protect but also enhance the natural beauty of a wide range of timber.

Timber is increasingly being used in modern architecture as a feature element, rather than being hidden away. Protecting this timber requires a modern and technologically advanced approach.

Within this catalogue, you'll find details of our comprehensive range of interior and exterior products including varnishes, sealers, primers and oils, plus the simple processes and advice that give you the expertise to achieve the stunning results we intended them to produce.

For over 75 years, Haymes has built its reputation on using the best ingredients that money can buy and never taking shortcuts on quality. This ethos flows through to the range of Simply Woodcare products.

We're proud to have made a range of products that helps make protecting and enhancing the natural beauty of wood as simple and easy as possible.

TIMBER MASTERCLASS

It's the differences in wood types that attract us to them. As such, it's important to understand the different characteristics within each variety of wood and, importantly, the coating specifications before you begin each project. Whichever timber you choose, whether you're staining, oiling or applying a clear finish, use an off-cut of the timber, or test your chosen product on an unobtrusive area, before committing to the job. That way you'll know in advance how the end result will look.

When it comes to durability, you can increase performance by using a colour that matches the type of timber. For example, using Dexpress Merbau on Merbau timber decking. While all of our products live up to our high standards, some are specifically formulated for a longer lasting result, but at the same time also require a more thorough coating system to maximise product performance.

We've summarised our products, suitability and durability into the table below to help you choose the right product for your project. This suitability guide has been prepared based on bare or new timber projects. You may need specialist advice if you're re-coating an existing timber finish.

CLASS-LEADING TECHNOLOGY DELIVERS THE GREATEST PRODUCTS FOR THE GREAT OUTDOORS

UVEX SYSTEM	DEXPRESS	DECKING OIL	EXTERIOR GP CLEAR
 TECHNOLOGY HALS Synergistic UV Protection	 TECHNOLOGY Hybrid Polymer Formulation		
USE ON: DECKING, CLADDING & WEATHERBOARDS, OUTDOOR FURNITURE, DOORS & WINDOW FRAMES, STAIRS & WALKWAYS, PERGOLAS & SCREENS	USE ON: DECKING, CLADDING & WEATHERBOARDS, OUTDOOR FURNITURE, DOORS & WINDOW FRAMES, STAIRS & WALKWAYS, PERGOLAS & SCREENS	USE ON: DECKING, CLADDING & WEATHERBOARDS, OUTDOOR FURNITURE, DOORS & WINDOW FRAMES, STAIRS & WALKWAYS, PERGOLAS & SCREENS	USE ON: DOORS & WINDOW FRAMES, PANNELLING, FURNITURE & SELECTED MARINE APPLICATIONS
CLEAN UP: WATER	CLEAN UP: WATER	CLEAN UP: MINERAL TURPS	CLEAN UP: MINERAL TURPS
3 COAT SYSTEM	2 COATS	2 COATS	3 COATS
FINISH: SATIN	FINISH: LOW LUSTRE	FINISH: NATURAL MATT	FINISH: HIGH GLOSS
RE-COAT: 2 HOURS	RE-COAT: 2 HOURS	RE-COAT: 24 HOURS	RE-COAT: 24 HOURS
DURABILITY: UP TO 6 TIMES LONGER THAN TRADITIONAL OILS	DURABILITY: UP TO 4 TIMES LONGER THAN TRADITIONAL OILS	DURABILITY: MODERATE RECOAT AS REQUIRED	DURABILITY: MODERATE, RECOAT AS REQUIRED
WEAR RESISTANCE: BEST	WEAR RESISTANCE: BETTER	WEAR RESISTANCE: GOOD	WEAR RESISTANCE: BEST
PREPARATION PRODUCTS: WOOD CLEANER & UVEX PRIMER	PREPARATION PRODUCTS: WOOD CLEANER	PREPARATION PRODUCTS: WOOD CLEANER	PREPARATION PRODUCTS: WOOD CLEANER



SIMPLE STEPS TO A PERFECT EXTERIOR FINISH

1. WEATHERING

It is vital for optimum coating performance to ensure decking and exterior hardwood timbers are weathered for a minimum of 4–6 weeks, while very dense timbers may require up to 6 months weathering. The weathering time allows the grain of the timber to open, ensuring the coating can penetrate and adhere. Regular watering during this period will assist the leaching of the tannins and extractives from hardwood timbers. Check the timber is ready for coating by sprinkling with water. If the water beads, allow further weathering time.

2. CLEAN THE TIMBER

Clean the timber with Simply Woodcare Wood Cleaner with a stiff scrubbing brush. Allow to stand for 10 minutes and then rinse off with water using a pressure cleaner as per directions. The cleaner will also revive weathered/grey timber and will ensure all contaminants and extractives have been removed from the surface of the timber so the coating can gain adequate penetration and adhesion.

3. PREPARE

Ensure all surfaces are clean, bare, dry and free of wax, grease and any contaminants prior to application. The presence of contaminants will cause rejection and delamination. Fill nail holes if necessary with Simply Woodcare Wood Putty, sand smooth and dust down. **Preparation is paramount to the performance and longevity of these products.**

4. APPLY THE COATING

When the weather outlook is fine with no rain expected within 24 hours, you are then ready to apply your coating. Ensure you have calculated your square metre area and have the correct amount of product to coat at the correct film thickness, as this is vital to getting the optimum life, colour and sheen from your timber coating. Apply generously along the length of the board, working 2–3 boards at a time and ensuring that all exposed edges and end grain are coated.

5. MAINTENANCE

Periodically cleaning the surface with a mild detergent or Simply Woodcare Wood Cleaner will rejuvenate the surface and extend the service life by removing contaminants, which can abrade and damage the surface. It is important to reapply your coating when signs of sheen and colour deterioration or general patchiness begin to show. Conducting regular inspections of your coating will enable you to identify when re-application is necessary. To minimise the preparation required it is recommended to recoat the surface before any bare timber is exposed.

Important: Always refer to the product data sheet or label for further information on preparation and application specifications.

EXTERIOR TIMBER FINISHES



UVEX – DUAL LAYER TECHNOLOGY. OUR ULTIMATE EXTERIOR TIMBER FINISH



dual layer system

The Simply Woodcare UVEX Dual Layering system offers premium protection in timber coatings with category-leading innovation and a unique formulation. There is simply no easier way to achieve the ultimate exterior timber finish.

Combining UVEX Timber Primer for brilliant adhesion and surface preparation, with the unmatched protective qualities of UVEX Timber Finish, the system provides superior longevity and enhances the natural beauty of exterior timber with a transparent, satin finish.

UVEX TIMBER PRIMER

UVEX Primer plays a vital role in the UVEX dual layer system. It provides adhesion, water repellence, mould and fungal protection and also stabilises the timber surface to provide a sound foundation for the UVEX topcoat. The use of UVEX Primer significantly improves the adhesion and overall durability of your UVEX Finish topcoat. UVEX Primer can also be used as a joinery primer to temporarily protect timber against cracking, warping and deterioration, prior to the application of UVEX Finish or any other Haymes water-based coating or paint.



IDEAL FOR USE ON: Bare exterior timber

APPLY WITH: Brush, mohair applicator, lambswool applicator

COVERAGE: Up to 10m²/L

Features: Superior penetration & adhesion • Timber stabiliser • Water repellent • Anti-fungal protection • Quick drying • Water-based

UVEX TIMBER FINISH

This long-lasting premium finish protects exterior timber with industry-leading technology. The UVEX finish incorporates HALS (hindered amine light stabilisers)/UVA synergistic UV protection, with the synergy between the HALS and UV absorbers delivering exceptional performance and protection for your timber. When applied over UVEX Primer, the UVEX Timber Finish provides a dual layer that delivers outstanding UV protection whilst maintaining the timber's natural appeal. The end result will provide you with a long-lasting, low maintenance solution that repels water and looks fantastic. Available in a range of natural timber shades that all wash-up with water.



TECHNOLOGY

HALS Synergistic UV Protection

IDEAL FOR USE ON: All exterior timber including; decking, doors, windows, outdoor furniture, weatherboards, cladding, garage doors, walkways, fences and screens

APPLY WITH: Brush, mohair applicator, lambswool applicator

COVERAGE: Up to 12m²/L

Features: Triple barrier UV protection • Long-lasting timber protection • Abrasion-resistant • Mould-resistant • Low maintenance • Water-based





DEXPRESS – SUPERIOR EXTERIOR DECKING FINISH

The unique combination of the two polymers in Simply Woodcare Dexpress delivers exceptional durability and UV resistance. The Hybrid Polymer technology in Dexpress provides superior resistance to peeling, cracking and moisture absorption.



TECHNOLOGY

Hybrid Polymer Formulation

DEXPRESS DECK AND TIMBER STAIN

For a long-lasting finish that presents your decking, weatherboards, screening and garden furniture in their best light, choose Simply Woodcare's Dexpress Deck and Timber Stain. Specifically formulated to enhance the look and longevity of Australia's favourite decking timbers including Merbau, Spotted Gum and Treated Pine, it's tested and proven to withstand the harsh Australian climate. This two coat low lustre finish won't crack or peel, is easy to apply, fast-drying and washes up quickly in water.

IDEAL FOR USE ON:	Decking, weatherboards, outdoor furniture, cladding, doors, window frames, walkways, fences, screens, pergolas and external timber
APPLY WITH:	Brush, mohair roller, lambswool applicator
COVERAGE:	Up to 12m ² /L

Features: Lasts up to 3-4 times longer than traditional decking oils • Abrasion-resistant • Water-repellent • UV & mould resistant • Quick-drying • Water-based



OIL-BASED EXTERIOR FINISHES

DECKING OIL AND STAIN

Featuring an advanced formulation to repel water, mould, algae and UV rays, this solvent-based Simply Woodcare Exterior Decking Oil preserves and protects timber from the destructive effects of weathering. The oil-enriched formulation penetrates to nourish the timber while providing a protective barrier to prevent future deterioration. Simply Woodcare Decking Oil is tintable to a wide range of colours, making it ideal for use as a decking and exterior timber stain that provides a natural or semi-transparent finish.



IDEAL FOR USE ON: Decking, outdoor furniture, walkways, steps, fences, gates, screens, doors, window frames and external timber

APPLY WITH: Brush, lambswool applicator

COVERAGE: Up to 10m²/L

Features: Water-repellent • Mould & fungus resistant • Penetrates to nourish timber • Will not crack or peel • Enhances & protects • Oil-based

Simple tip: Decking requires higher maintenance than other areas due to its UV exposure and frequent high traffic. Regular applications will protect your deck against UV damage, keeping it looking new for longer.



GENERAL PURPOSE CLEAR

Our Exterior General Purpose high-gloss clear finish incorporates advanced UV protection for enhanced, long-lasting performance. It dries to a tough, hard-wearing finish and offers excellent protection against the elements. You can apply it directly, or it can also act as an additional protective barrier after staining with Simply Woodcare Exterior Decking Oil and Stain Tint.

IDEAL FOR USE ON: All exterior timber; windows, doors, panelling, furniture, trim and selected marine applications

APPLY WITH: Brush, mohair roller or spray

COVERAGE: Up to 12m²/L

Features: Tough hard wearing finish • UV protection • Salt-resistant • Oil-enriched • High gloss finish • Oil-based







SELECT THE RIGHT PRODUCT FOR YOUR PROJECT

Every one of our products is made for a specific purpose. However, within this specialty there is often usage overlap. While some products are practically all-purpose, it's worth taking the time to ensure you're getting the right product for the job. This guide has been prepared based on bare or new interior timber, you may need specialist advice if re-coating over an existing timber finish.

EASY FLOOR	AQUALAC FLOOR	TUNG OIL FINISH
		
USE ON: FLOORING, STAIRS, FURNITURE, DOORS & WINDOW FRAMES, WALL PANELLING, TRIM & BENCH TOPS	USE ON: FLOORING, STAIRS, FURNITURE, DOORS & WINDOW FRAMES, WALL PANELLING, TRIM & BENCH TOPS	USE ON: FLOORING, STAIRS, FURNITURE, DOORS & WINDOW FRAMES, WALL PANELLING, TRIM & BENCH TOPS
CLEAN UP: MINERAL TURPS	CLEAN UP: WATER	CLEAN UP: MINERAL TURPS
3 COATS	3 COATS	3 COATS
FINISH: SATIN OR HIGH GLOSS	FINISH: SATIN OR GLOSS	FINISH: SATIN LUSTRE
RE-COAT: 16 HOURS	RE-COAT: 3 HOURS	RE-COAT: 16 HOURS
ODOUR: MEDIUM	ODOUR: MINIMAL	ODOUR: MEDIUM
DURABILITY: BEST	DURABILITY: BETTER	DURABILITY: GOOD
WEAR RESISTANCE: BEST	WEAR RESISTANCE: BETTER	WEAR RESISTANCE: GOOD
MAINTENANCE: MINIMAL	MAINTENANCE: MINIMAL	MAINTENANCE: REGULAR
COATING THICKNESS: HIGHEST	COATING THICKNESS: HIGH	COATING THICKNESS: MEDIUM
INTERIOR GP CLEAR	AQUALAC GP CLEAR	DANISH OIL
USE ON: FURNITURE, DOORS & WINDOW FRAMES, WALL PANELLING, TRIM & BENCH TOPS	USE ON: FURNITURE, DOORS & WINDOW FRAMES, WALL PANELLING & TRIM	USE ON: FURNITURE, DOORS & WINDOW FRAMES, WALL PANELLING & TRIM
CLEAN UP: MINERAL TURPS	CLEAN UP: WATER	CLEAN UP: MINERAL TURPS
2 COATS	2 COATS	2 COATS
FINISH: SATIN OR HIGH GLOSS	FINISH: SATIN OR GLOSS	FINISH: NATURAL MATT
RE-COAT: 16 HOURS	RE-COAT: 3 HOURS	RE-COAT: 16 HOURS
ODOUR: MEDIUM	ODOUR: MINIMAL	ODOUR: MEDIUM
DURABILITY: BEST	DURABILITY: BETTER	DURABILITY: GOOD
WEAR RESISTANCE: BEST	WEAR RESISTANCE: BETTER	WEAR RESISTANCE: GOOD
MAINTENANCE: MINIMAL	MAINTENANCE: MINIMAL	MAINTENANCE: REGULAR
COATING THICKNESS: HIGH	COATING THICKNESS: MEDIUM	COATING THICKNESS: LOW



SIMPLE STEPS TO A STUNNING INTERIOR FINISH

1. PREPARATION

It is important to apply your chosen finish with quality tools including the correct brushes, rollers or applicators to suit the project and product. Make sure you follow specifications for coverage and application procedures to ensure you receive the best possible result.

2. SANDING

Sanding is the key to achieving a professional finish! It is made simple by following the recommended specifications, using the right grade sandpaper and, importantly, always sanding in the direction of the grain. After completion of sanding the timber should be smooth to touch, clean and free of dust, wax, grease and contaminants before proceeding to the next step. When coating floors, ensure the surface is vacuumed thoroughly prior to applying the first coat and in between coats.

Simple tip: For uneven flooring we recommend sanding in a diagonal direction with 80 grit first and then finish with a fine sandpaper (240 grit), sanding in the direction of the grain.

3. FILLING

We recommend filling the timber with Wood Putty that is matched to the timber colour after the first coat of the clear finish has been applied. The Wood Putty is suitable for all nail holes, cracks, knot holes and surface blemishes. Apply putty with a recommended filling applicator, wiping off the excess with a soft damp cloth. Allow to dry and sand smooth.

4. COATING

Stir the product with a broad flat stirrer prior to application. DO NOT SHAKE. Apply in the direction of the timber grain along the length of the board, coating 3-4 boards at a time. Allow to dry then sand, dust down or vacuum thoroughly. Repeat the process for any subsequent coat(s).

5. MAINTENANCE

Protect the coating against abrasive contact for seven days. Do not use freshly coated furniture within the first 24 hours. After seven days the finish can be cleaned with a mild detergent solution and a soft cloth. Recoat all surfaces as the coating begins to dull and well before it wears through to the original timber. For interior floors protect the coating against abrasive contact such as heavy foot traffic and moving furniture for up to fourteen days. To extend the life of the finish, use floor-glides under chairs and furniture legs to avoid scratching the surface. Regularly sweeping the floor and cleaning with a mild detergent solution will also prolong surface integrity.

Simple tip: Water-based products are non-yellowing, making them perfect for light-coloured timber. Solvent-based products are great for enhancing coloured timber as they darken slightly with age.



EASY FLOOR

Simply Woodcare Easy Floor features a modified urethane formulation that delivers excellent elasticity and an extremely tough finish that's suitable for high traffic areas. The chip-resistant finish provides superb resistance to abrasion, scuffing and wear-and-tear, while also offering resistance to alcohol spills. Unlike many traditional oil-based finishes, Easy Floor doesn't become brittle over time.



TECHNOLOGY

Modified Urethane Formulation

IDEAL FOR USE ON: Interior timber, cork and parquet floors where a hard-wearing finish is required. It is also suitable for furniture, bench tops, doors, skirting boards and stairs.

APPLY WITH: Brush, mohair roller or lambswool applicator

COVERAGE: Up to 15m²/L

Features: Anti-abrasion formula • Alcohol resistant • Single pack • Easy to clean • Simple to use • Solvent-based

Sheen indicator:



AQUALAC FLOOR

This tough, non-yellowing, interior water-based urethane dries quickly with minimal odour to a completely clear finish. Excellent scratch and scuff resistance makes it ideal for cork, parquetry or timber floors and bench tops. Being a water-based formulation, it dries extremely fast and offers the convenience of water wash-up.



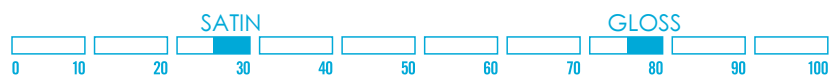
IDEAL FOR USE ON: Interior timber, MDF, cork and parquetry flooring and stairs where a hard-wearing, non-yellowing finish is required. It is also suitable for furniture, bench tops, doors & skirting boards.

APPLY WITH: Brush, mohair roller or lambswool applicator

COVERAGE: Up to 14m²/L

Features: Low odour • Quick-drying • Scuff resistant • Non-yellowing
• Easy to use • Water-based

Sheen indicator:



TUNG OIL FINISH

Simply Woodcare Tung Oil Finish is a high-quality tung oil blend, natural look finish designed to enhance the natural beauty of timber. It will not crack, chip or bond timber edges together and offers easy maintenance of any worn areas with simple re-application. Simply Woodcare Tung Oil Finish can be polished with a floor polish if desired.

IDEAL FOR USE ON: Interior timber, cork and parquetry floors. It is also suitable for stairways, furniture, bench tops, doors, skirting boards and panelling.

APPLY WITH: Brush, mohair roller or lambswool applicator

COVERAGE: Up to 15m²/L

Features: Will not crack or chip • Enhances and protects • Easy to maintain
• Satin lustre finish • Solvent-based

Simple tip: A gloss finish will give a shiny appearance and provide depth and clarity, highlighting the timber's natural features. A satin finish will give low lustre sheen, perfect for hiding marks and dust.



AQUALAC GP CLEAR

This general purpose 100% acrylic lacquer is easy to apply, hard-wearing and has minimal odour. So it's great for just about anything indoors. There's no yellowing, just a crystal clear finish that's touch dry in 20 minutes. It's ideally suited for lighter coloured timbers and offers the added convenience of water wash-up.



IDEAL FOR USE ON: Interior wood panelling, MDF, furniture, feature walls, doors, windows, skirting boards, architraves, cupboards and trims

APPLY WITH: Brush, mohair roller or airless spray

COVERAGE: Up to 15m²/L

Features: Low-odour • Quick drying • Hard-wearing • Non-yellowing • Easy to use • Water-based

Sheen indicator:



GENERAL PURPOSE CLEAR

Suitable for use on natural or stained interior surfaces, this high-quality general purpose clear finish is resistant to heat, steam and general household spillages. It's single pack, mineral turpentine-based and made to exacting specifications that will highlight the natural beauty of your timber.

IDEAL FOR USE ON: All interior timber, ply, veneer including; panelling, furniture, feature walls, doors, windows, skirting boards, architraves, cupboards and trims

APPLY WITH: Brush, mohair roller or spray

COVERAGE: Up to 15m²/L

Features: Tough, durable finish • Resistant to heat & steam • Enhances timber appearance • Protects timber grain • Easy to clean • Solvent-based

Sheen indicator:



INTERIOR CLEAR FINISHES

DANISH OIL

Simply Woodcare Interior Danish Oil is a premium quality, natural looking clear oil that uses modified urethanes in its formulation. It's easy to apply and offers great wood penetration to produce a low-lustre finish.




IDEAL FOR USE ON: All interior timber, ply, veneer including; panelling, furniture, feature walls, cupboards, architraves and trims

APPLY WITH: Brush, mohair roller, or applicator pad

COVERAGE: Up to 10m²/L

Features: Abrasion-resistant • Natural oil finish • Penetrates into timber
• Low-lustre finish • Easy to maintain • Solvent-based



INTERIOR STAINS

Simply Woodcare Wood Stain is a penetrating oil stain that enhances the natural grain and beauty of a variety of timber types. Simple and easy to use, it should be over-coated with a Simply Woodcare water-based or oil-based clear to protect the surface and increase the durability and longevity of the stain.

WOOD STAIN

This high quality, ready-for-use, oil-based stain adds colour to transform your timber without hiding the natural grain. Simple and easy to apply, it's especially suitable for pine, ash and other light coloured furniture timbers and is available in a range of modern and traditional colours.

IDEAL FOR USE ON: All interior timber, ply, veneer including; panelling, furniture, feature walls, doors, windows, skirting boards, architraves, cupboards, bench tops and trims

APPLY WITH: Brush, cloth or foam applicator

COVERAGE: Up to 12m²/L

Features: Enhances timber grain • Ready for use • Simple to apply • Solvent-based

Simple tip: When staining, ensure you test your colour on an off-cut or inconspicuous area before applying to the project.



SIMPLY WOODCARE WOOD CLEANER

Prior to applying any exterior timber coating it is important to remove all surface contaminants and rejuvenate weathered or grey timber to allow the coating to absorb into the timber ensuring maximum adhesion, performance and longevity. Simply Woodcare Wood Cleaner cleans, revives and prepares your wood for coating.



IDEAL FOR USE ON:	Decking, outdoor furniture, weatherboards, cladding, fences and external timber
APPLY WITH:	Stiff scrubbing brush
COVERAGE:	5m ² /L

Features: Removes dirt, grease and tannin stains • Restores grey and weathered timber to original appearance • Revitalises water-stained or mould affected timber

Simple tip: For best results when cleaning weathered grey timber, let the surface soak for at least 30 minutes by wetting with water. This will swell the timber fibres ensuring the cleaner is more effective. For severely weathered grey timber a repeat application of the wood cleaner may be required or a stronger solution may also assist to achieve the desired result.



SIMPLY WOODCARE WOOD PUTTY

Our water-based durable interior and exterior timber filler dries hard within two hours and does not shrink or crack to provide a smooth finish on any internal or external timber. Simply Woodcare Wood Putty comes in six colours to match your timber type and, once dry, can be coated with either water-based or solvent-based finishes.

IDEAL FOR USE ON:	Interior and exterior timber including flooring, decking, panelling, weatherboards, furniture and trim
APPLY WITH:	Filling blade, putty knife
USES:	Nail holes, cracks, knot holes, surface blemishes or timber grain filler



Features: Interior & exterior • Fast drying • Great range of colours

Simple tip: After application wipe and smooth the excess off with a damp cloth to create an even surface – it may save you some sanding time once the product dries.



Baltic Pine



Hardwood



Walnut



Jarrah



Merbau




Cedar



Aqualac Floor Gloss

Aqualac Floor Satin

EXTERIOR FINISHES ON MERBAU



Decking Oil
Natural



Dexpress
Natural



Uvex Timber
Finish

EXTERIOR FINISHES ON SPOTTED GUM



Decking Oil
Natural



Dexpress
Natural



Uvex Timber
Finish

INTERIOR STAINS ON RADIATA PINE



Ebony




Walnut



Mahogany



Jarrah



Blackwood



Teak



Cedar



Maple



Baltic Pine




Liming White

INTERIOR FINISHES ON HARDWOOD



SATIN



GLOSS



SATIN

GLOSS

Aqualac Floor


Easy Floor

*Colours, stains and visual images shown are as close to actual colour that printing processes allow. All samples are representations only.

COLOUR RANGE AND STAIN GUIDE

EXTERIOR COLOURS ON HARDWOOD

CHARCOALS



Silver Ash



Wenge



Charcoal



Ebony



Licorice



Just Black


BROWNS




Chocolate




Dark English Tea




English Tea



Rose Walnut



Deep Walnut




Deep Earth

GREYS



Iron Grey



Wedgewood



Silver Grey



Mint Grey



Weathered Grey



Grey Leaf

RUSTIC




Silver Leaf



Grey Wash



Barren Plains



Sand




Soft Stone



Admiralty Grey



Beige



Stone


TRADITIONALS




Cedar




Light Oak



Dark Oak



Eucalypt




Jarrah



Moccha



Caramel



Merbau

SIMPLY WOODCARE by Haymes

EXTERIOR DECKING & STAINS

DECKING OIL & STAIN

EXTERIOR GP CLEAR

UVEX TIMBER FINISH

UVEX TIMBER PRIMER



DEXPRESS DECK & TIMBER STAIN

INTERIOR FLOORING FINISHES

AQUALAC FLOOR

TUNG OIL FINISH



EASY FLOOR

INTERIOR FINISHES

INTERIOR GP CLEAR

WOOD STAIN

AQUALAC GP CLEAR

DANISH OIL



PREPARATION

WOOD CLEANER

WOOD PUTTY



FOR FURTHER INFORMATION VISIT WWW.SIMPLYWOODCARE.COM.AU
OR FREECALL SERVICE EXPRESS ON 1800 033 431.

STOCKIST:

Colours, stains and visual images shown in this brochure are as close to actual colour that printing processes allow. All samples are representations only. Final appearance of semi-transparent or transparent stains are affected by wood type, application methods and prevalent conditions. We recommend a test area is applied to any given wood type prior to final colour choice. Credits: Urban Angles photography, styling by Natalie James. Printed on pulp sourced from responsibly managed forests, acid free, elemental chlorine free ISO14001 EMS stock and FSC certified and colour accredited printer. ABN 14 004 201 638.

